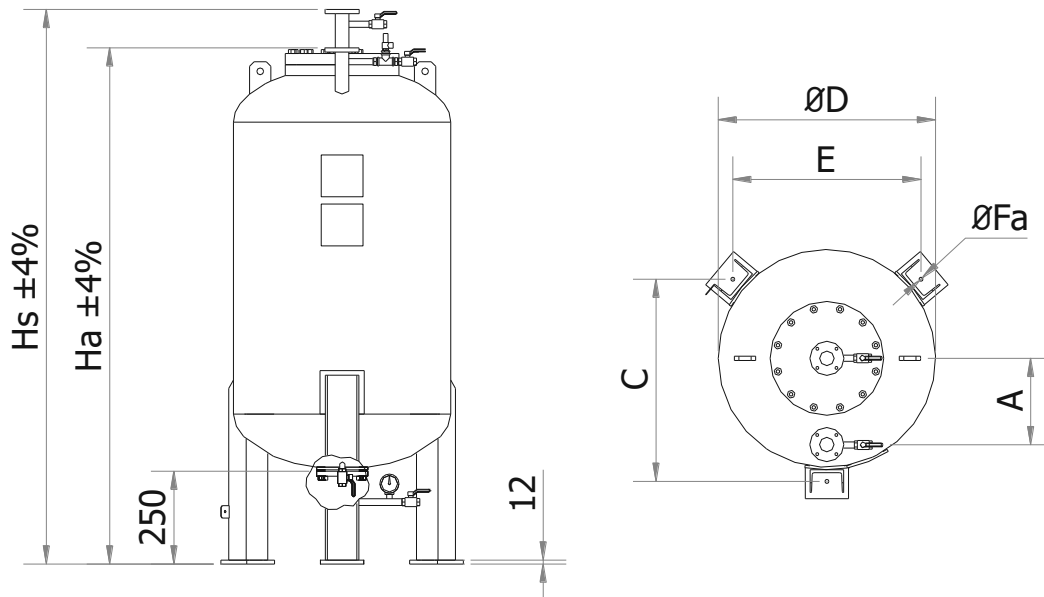


Model

SMV

Serbatoio a membrana verticale

Vertical bladder tank



Capacità, lt Capacity, lt	Hs	Ha	A	C	E	ØD	ØFa	Peso, kg Weight, kg
100	1465	1415	150	360	416	400	12	140
200	1565	1515	240	500	580	600	18	160
400	2115	2065	260	500	580	600	18	175
600	1975	1925	280	652	755	800	18	235

Specifiche – Specifications

Caratteristiche costruttive, materiali, vedi la sezione 1-1	Construction features, materials, see the section 1-1
Connessioni flangiate: dipendono dalla richiesta del cliente o dalla misura del miscelatore.	Connection sizes are depending on customer request or to the mixer size.

Certificazioni - Certifications



Model

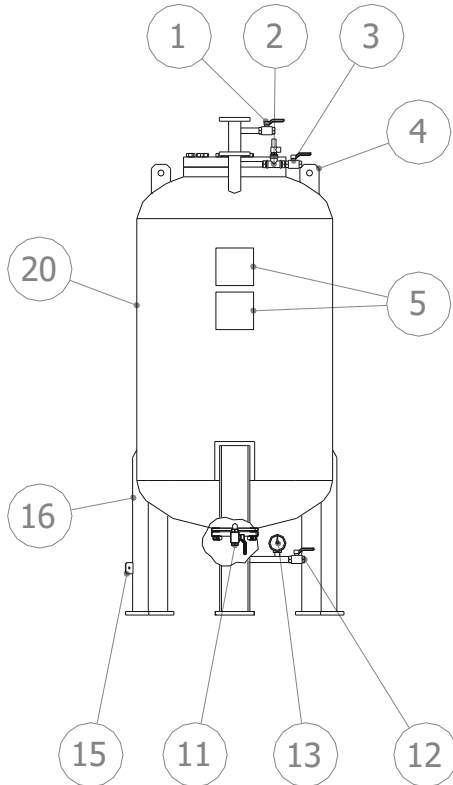
SMV

Serbatoio a membrana verticale

Vertical bladder tank

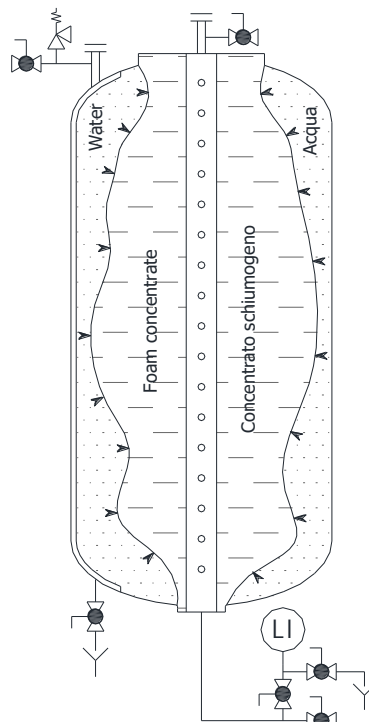





Legenda / Legend



- 1 Valvola di sfiato schiumogeno /
Foam concentrate side vent valve
- 2 Valvola di sicurezza / *Safety valve*
- 3 Valvola di sfiato acqua / *Water side vent valve*
- 4 Golfare / *Lifting lug*
- 5 Porta targa / *Name plate support*
- 11 Valvola di drenaggio acqua / *Water side drain valve*
- 12 Valvola di caricamento e drenaggio schiumogeno /
Concentrate filling and drain valve
- 13 Indicatore di livello / *Level indicator*
- 15 Massa a terra / *Earth connection*
- 16 Supporto del serbatoio / *Tank support*
- 20 Serbatoio a membrana / *Bladder tank*

P&ID



-  Ball valve
Valvola a sfera
-  Safety valve
Valvola di sicurezza
-  LI
Indicatore di livello schiuma