

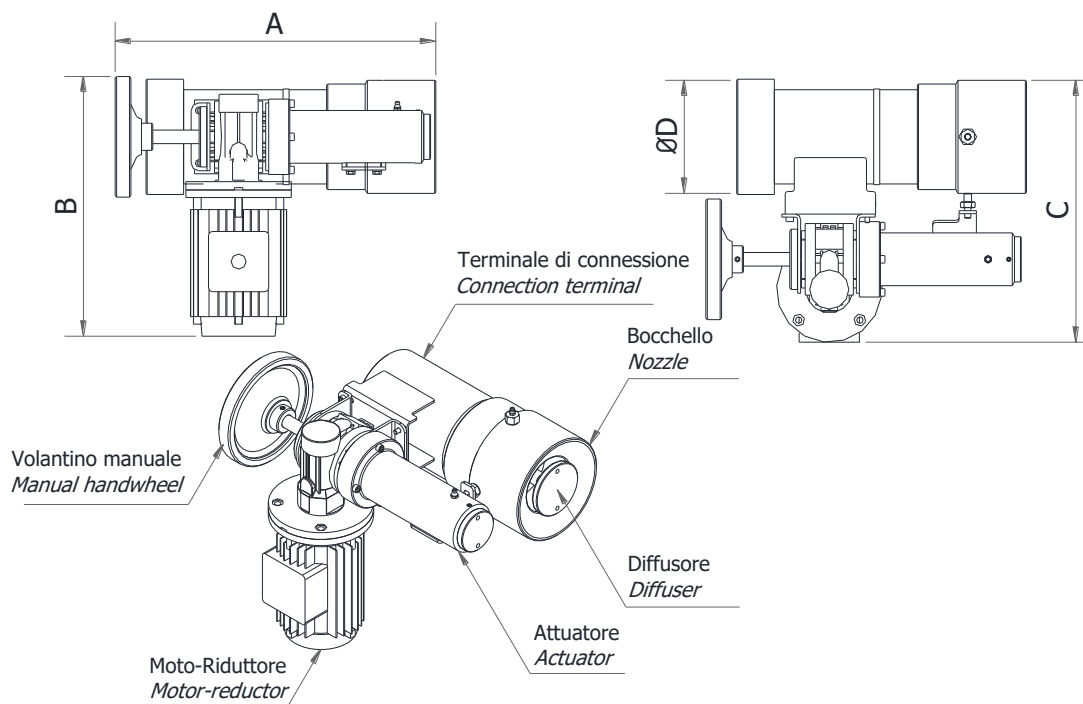
Bocchello elettrico getto

pieno/nebulizzato

Electric operated full jet / fog nozzle

Model

BPN-E4



Modello Model	Portata a 7 bar flow rate at 7 bar l/min	ØD GAS-BSP F	A	B	C	Peso, kg Weight, kg
BPN-E4-40	4000	3"-4"	430	345	350	22
BPN-E4-50	5000	4"	430	345	350	22
BPN-E4-60	6000	4"	430	345	350	22
BPN-E4-70	7000	4"	430	345	350	22

Specifiche – Specifications

Terminale di connessione/Bocchello(*):acciaio inox AISI 304	Connection terminal/ Nozzle(*):Stainless Steel AISI 304
Diffusore: bronzo	Diffuser: bronze
Attuatore / Moto riduttore : lega leggera	Actuator / Motor-reductor: Light alloy
Motore: 230V AC, 1F / 400V AC, 3F; 0,25 kW; IP 66	Motor: 230V AC, 1ph / 400V AC, 3ph; 0,25 kW; IP 66
Fine corsa meccanico con limitatori di coppia	End switch safety clutch
Finitura: ciclo di verniciatura CSI#2 (vedi sezione 0-3-3-2)	Finish: coating cycle CSI#2 (see section 0-3-3-2)

A richiesta – Optional

Motori con i voltaggi diversi	Motors with different voltages
Fine corsa elettrica / Potenzimetro	Electrical end switch / Potentiometer
Attuatori intelligenti AUMA®	AUMA® intelligent actuators
Motore elettrico versione ATEX: 0,18 kW	Electrical motor ATEX version: 0,18 kW
(*)acciaio inox AISI 316	(*)Stainless steel AISI 316
Portate diverse su richiesta	Different flow rates on request

Certificazioni - Certifications



Bocchello elettrico getto

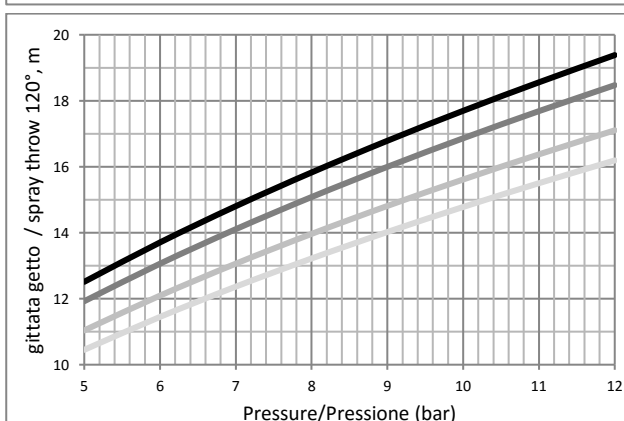
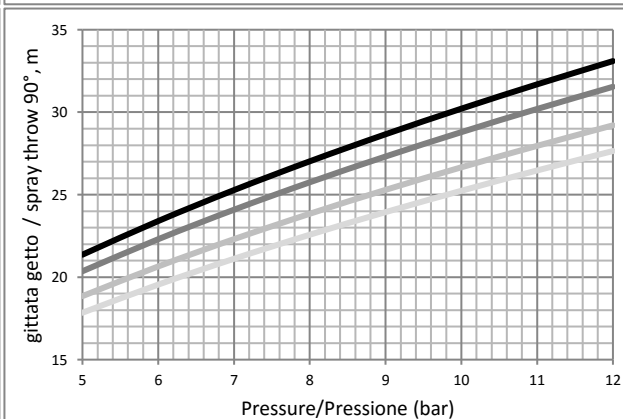
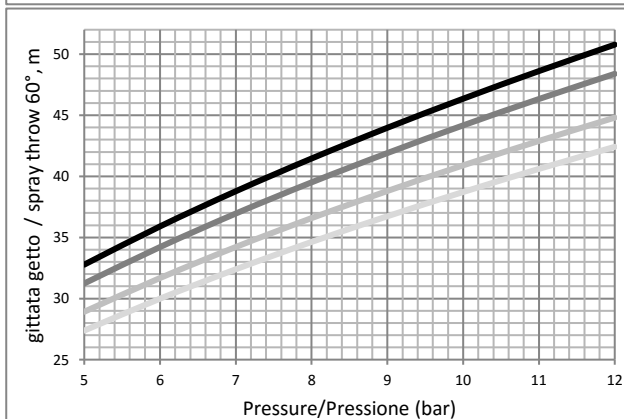
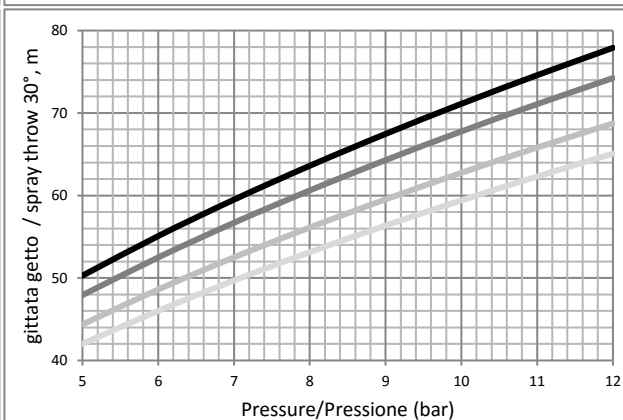
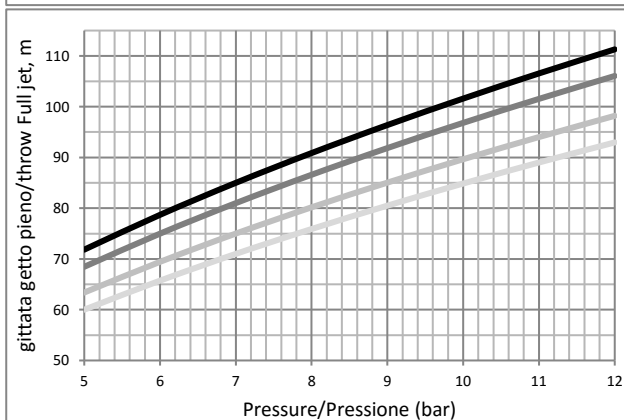
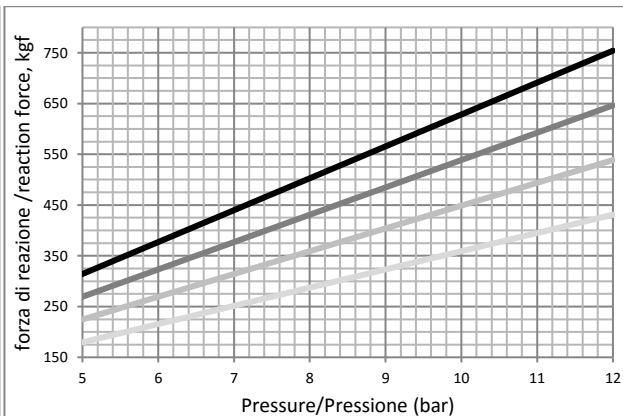
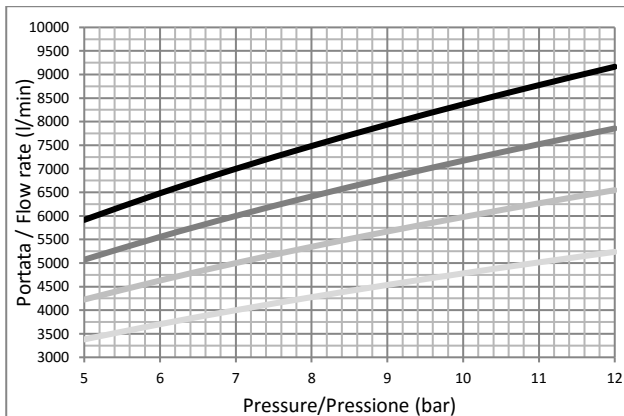
pieno/nebulizzato

Electric operated full jet / fog nozzle



Model

BPN-E4



Ordine di lettura dei grafici
Graphics reading order



BPN-E4-70
BPN-E4-60
BPN-E4-50
BPN-E4-40

Vedi sezione 4-2-0 per ulteriori informazioni / See section 4-2-0 for additional information