

Bocchello elettrico getto

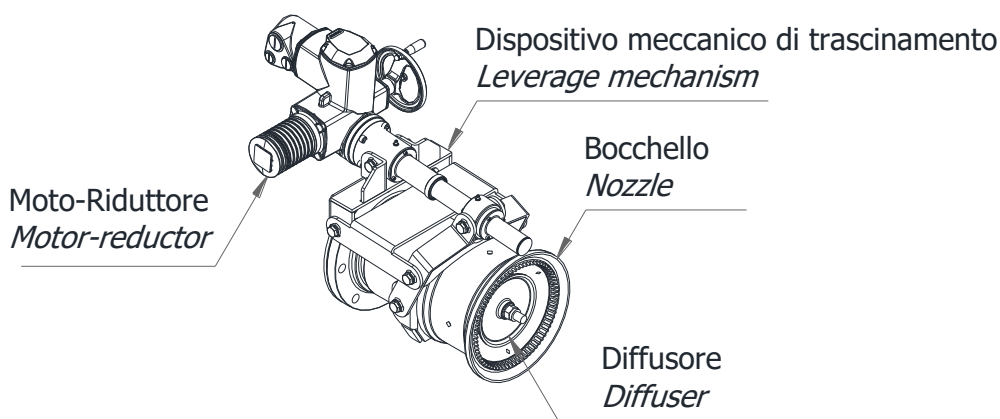
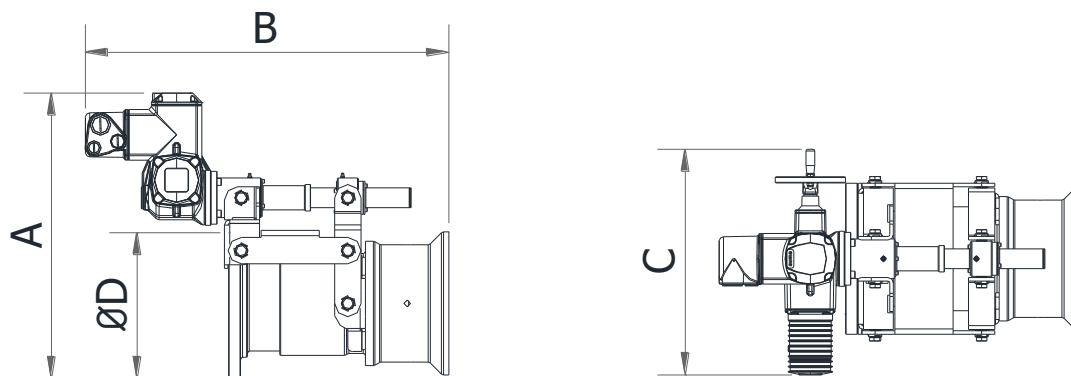
pieno/nebulizzato

Electric operated full jet / fog nozzle



Model

BPN-E6



Modello Model	Portata a 7 bar flow rate at 7 bar l/min	ØD ISO PN16 ANSI #150	A	B	C	Peso, kg Weight, kg
BPN-E6-200	20000	8"	650	830	520	80
BPN-E6-230	23000	8"	650	830	520	80

Specifiche – Specifications

Bocchello: acciaio inox AISI 304 (*) / Bronzo	Nozzle: stainless steel AISI 304 (*) / Bronze
Dispositivo meccanico di trascinamento: acciaio inox AISI 304(*)	Leverage mechanism: Stainless Steel AISI 304 (*)
Diffusore: bronzo	Diffuser: bronze
Moto-riduttore AUMA®: 400VAC, 3F; 0,37 kW; IP 67	Motor-reductor AUMA®: 400VAC, 3ph; 0,37kW; IP67
Fine corsa di limite e coppia elettrica / Potenziometro	Electrical limit and torque switches / Potentiometer
Finitura: ciclo di verniciatura CSI#2 (vedi sezione 0-3-3-2)	Finish: coating cycle CSI#2 (see section 0-3-3-2)

A richiesta – Optional

Motori con i voltaggi diversi	Motors with different voltages
Moto-riduttore ATEX	Motor-reductor ATEX
(*) acciaio inox AISI 316	(*) Stainless steel AISI 316
Portate diverse su richiesta	Different flow rates on request

Certificazioni - Certifications



Bocchello elettrico getto

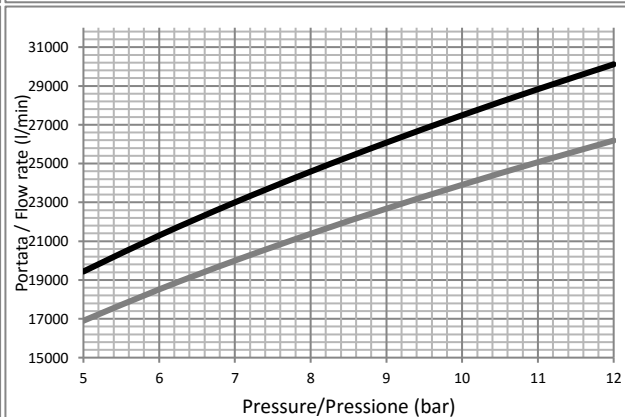
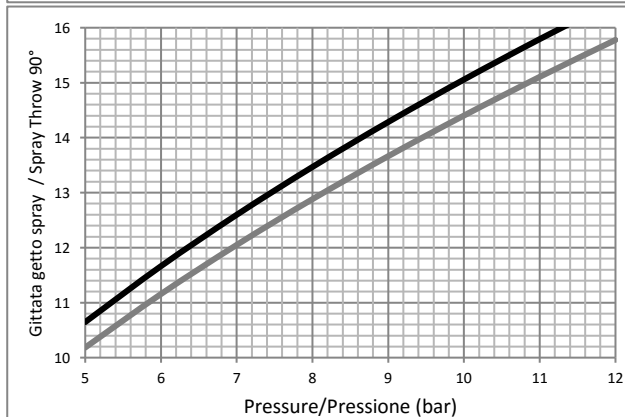
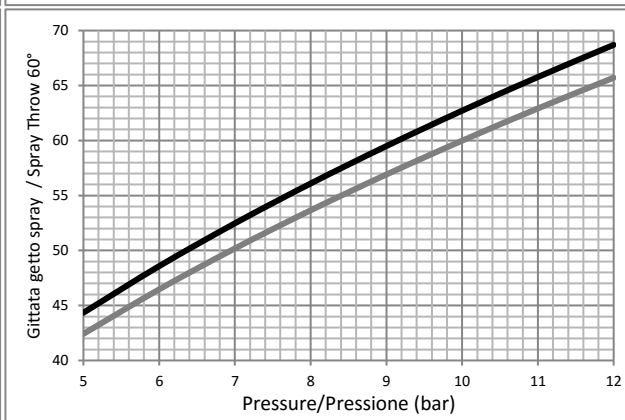
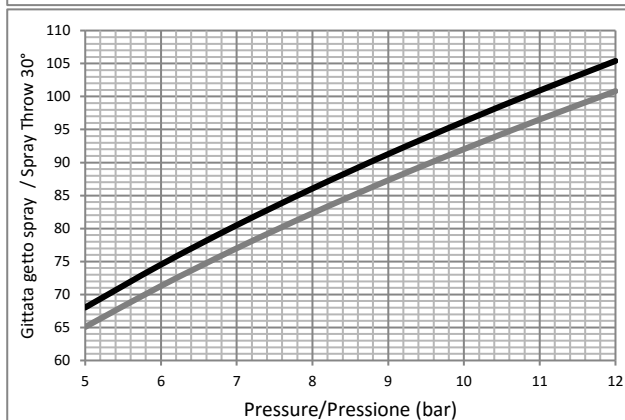
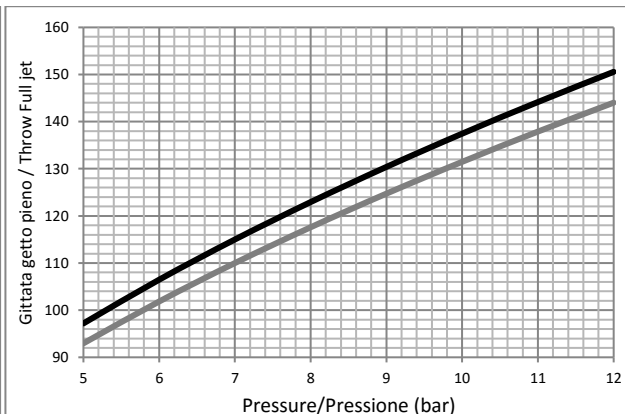
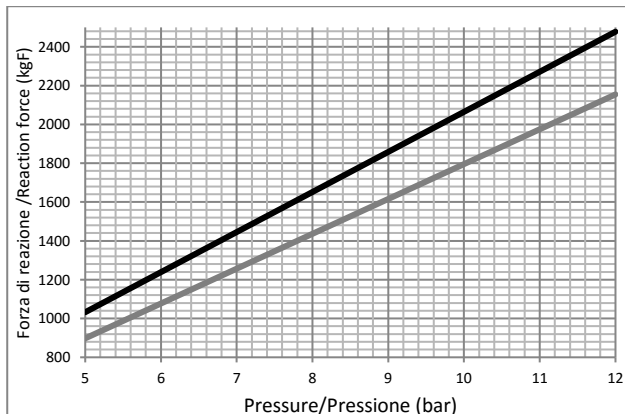
pieno/nebulizzato

Electric operated full jet / fog nozzle

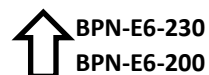


Model

BPN-E6



Ordine di lettura dei grafici
Graphics reading order



BPN-E6-230
BPN-E6-200

Vedi sezione 4-2-0 per ulteriori informazioni / See section 4-2-0 for additional information